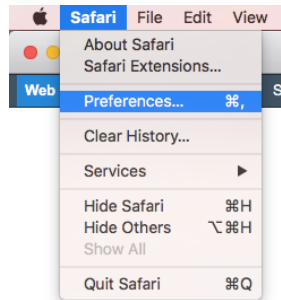


How to Clear the Cache and Cookies in Your Web Browser

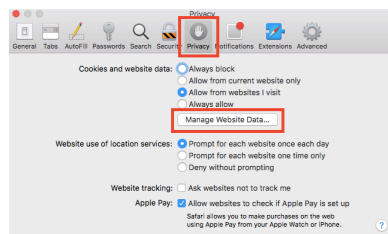


Safari for macOS

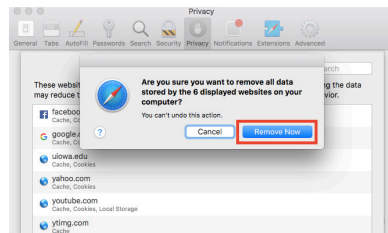
1. Click on **Safari** on the top menu bar.
2. Click **Preferences**.



3. Click the **Privacy** tab.
4. Click **Manage Website Data...**



5. Click **Remove All**.
6. Click **Remove Now**.



7. Go to the **Safari** menu on the top menu bar.
8. Select **Quit** to close Safari and save your changes.